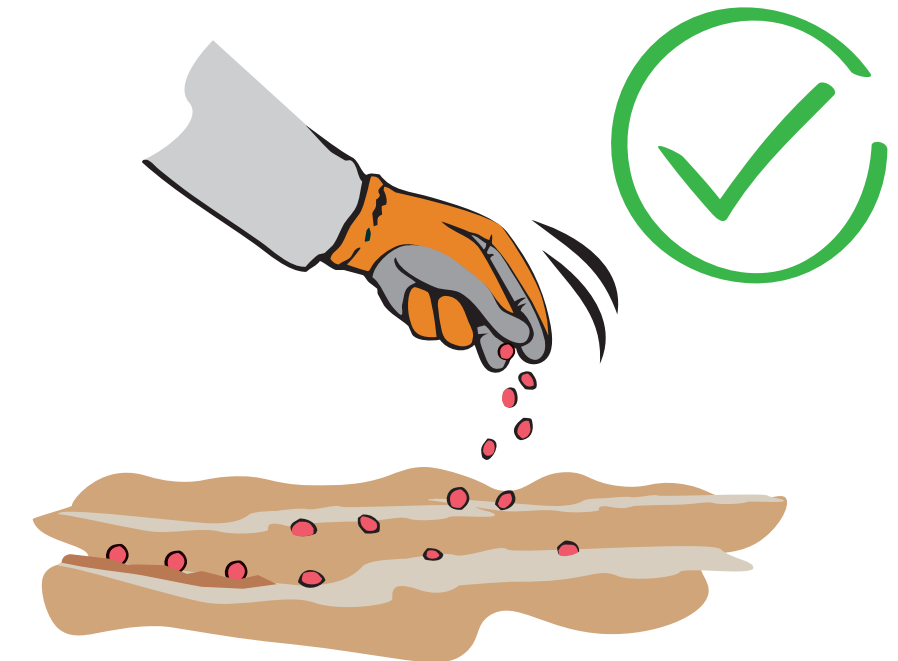


- READ THE SEED TAG LABEL CAREFULLY FOR ADDITIONAL INFORMATION.
- TREATED SEED IS SEED THAT HAS BEEN TREATED WITH ONE OR MORE PESTICIDES (E.G. FUNGICIDES, INSECTICIDES OR NEMATOCIDES). BECAUSE OF THE CHEMICALS USED, IT IS IMPORTANT TO FOLLOW THE INSTRUCTIONS ON THE FLIP SIDE OF THIS PAPER.
- TRY TO PLANT ALL THE SEED. DISPOSE OF ANY LEFTOVER SEED FOLLOWING THE INSTRUCTIONS ON FLIP SIDE OF THIS PAPER.



WARNING: TREATED SEED!



1. DO NOT EAT. TREATED SEED IS FOR PLANTING, NOT EATING.

4688/002 02.2023 Illustrations: Francis Macard


facebook.com/icrc
 twitter.com/icrc
 instagram.com/icrc

International Committee of the Red Cross
 19, avenue de la Paix
 1202 Geneva, Switzerland
 T +41 22 734 60 01
 shop.icrc.org
 © ICRC, February 2023





2. DO NOT TOUCH TREATED SEED. ALWAYS USE PROTECTIVE GLOVES AND MASKS.



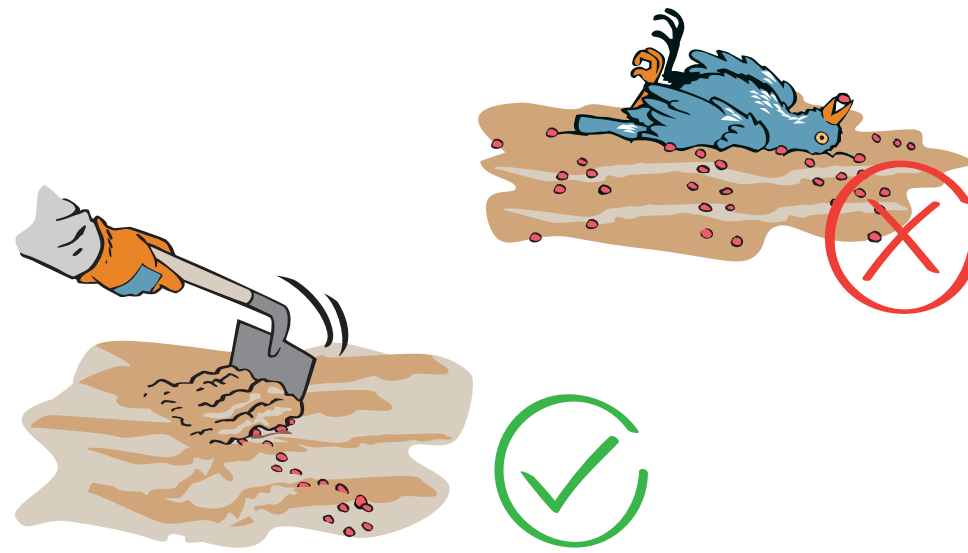
4. KEEP AWAY FROM CHILDREN AND ANIMALS.



6. DO NOT REUSE THE BAGS OR LEAVE THEM LYING AROUND.



3. AFTER PLANTING, WASH YOUR HANDS AND FACE BEFORE EATING, DRINKING, SMOKING OR GOING TO THE TOILET.



5. DO NOT LEAVE ANY TREATED SEED ON THE SOIL SURFACE. PICK UP ANY SEED THAT HAS SPILLED OR REMAINS ON THE SOIL SURFACE, BURY IT IN THE GROUND AND COVER IT WITH SOIL.



7. DISPOSE OF EMPTY SEED BAGS PROPERLY: BURN THEM IN THE OPEN AIR FAR FROM PEOPLE AND HOMES AND KEEP YOURSELF AND OTHERS AWAY FROM THE SMOKE.